

## Lecture 5 - F.E. displacement formulation, cont'd

Prof. K.J. Bathe

MIT OpenCourseWare

For the continuum

Reading:  
Ch. 4

- Differential formulation
- Variational formulation (Principle of Virtual Displacements)

Next, we assumed infinitesimal small displacement, Hooke's Law, linear analysis

$$\mathbf{K}\mathbf{U} = \mathbf{R} \quad (5.1a)$$

$$\mathbf{u}^{(m)} = \mathbf{H}^{(m)}\mathbf{U} \quad (5.1b)$$

$$\mathbf{K} = \sum_m \mathbf{K}^{(m)} \quad (5.1c)$$

$$\mathbf{R} = \sum_m \mathbf{R}_B^{(m)} \quad (5.1d)$$


$$\boldsymbol{\epsilon}^{(m)} = \mathbf{B}^{(m)}\mathbf{U} \quad (5.1e)$$

$$\mathbf{U}^T = [ U_1 \quad U_2 \quad \dots \quad U_n ], \quad (n = \text{all d.o.f. of element assemblage}) \quad (5.1f)$$

$$\mathbf{K}^{(m)} = \int_{V^{(m)}} \mathbf{B}^{(m)T} \mathbf{C}^{(m)} \mathbf{B}^{(m)} dV^{(m)} \quad (5.1g)$$

$$\mathbf{R}_B^{(m)} = \int_{V^{(m)}} \mathbf{H}^{(m)T} \mathbf{f}^B \quad (5.1h)$$

## Surface loads



Recall that in the principle of virtual displacements,

$$\text{"surface" loads} = \int_{S_f} \bar{\mathbf{U}}^{S_f T} \mathbf{f}^{S_f} dS_f \quad (5.2)$$

$$\mathbf{u}^{S(m)} = \mathbf{H}^{S(m)}\mathbf{U} \quad (5.3)$$

$$\mathbf{H}^{S(m)} = \mathbf{H}^{(m)} \Big|_{\text{evaluated at the surface}} \quad (5.4)$$

Substitute into (5.2)

$$\bar{\mathbf{U}}^T \int_{S^{(m)}} \mathbf{H}^{S^{(m)T}} \mathbf{f}^{S^{(m)}} dS^{(m)} \quad (5.5)$$

for element ( $m$ ) and one surface of that element.

$$\mathbf{R}_s^{(m)} = \int_{S^{(m)}} \mathbf{H}^{S^{(m)T}} \mathbf{f}^{S^{(m)}} dS^{(m)} \quad (5.6)$$

Need to add contributions from all surfaces of all loaded external elements.

$$\mathbf{K}\mathbf{U} = \mathbf{R}_B + \mathbf{R}_S + \mathbf{R}_c \quad (5.7)$$

where  $\mathbf{R}_c$  are concentrated nodal loads.

Assume

- (5.7) has been established without any displacement boundary conditions.
- We, however, know nodal displacements  $\mathbf{U}_b$  (rewriting (5.7)).

$$\mathbf{K}\mathbf{U} = \mathbf{R} \Rightarrow \begin{bmatrix} \mathbf{K}_{aa} & \mathbf{K}_{ab} \\ \mathbf{K}_{ba} & \mathbf{K}_{bb} \end{bmatrix} \begin{pmatrix} \mathbf{U}_a \\ \mathbf{U}_b \end{pmatrix} = \begin{pmatrix} \mathbf{R}_a \\ \mathbf{R}_b \end{pmatrix} \quad (5.8)$$

Solve for  $\mathbf{U}_a$ :

$$\mathbf{K}_{aa}\mathbf{U}_a = \mathbf{R}_a - \mathbf{K}_{ab}\mathbf{U}_b \quad (5.9)$$

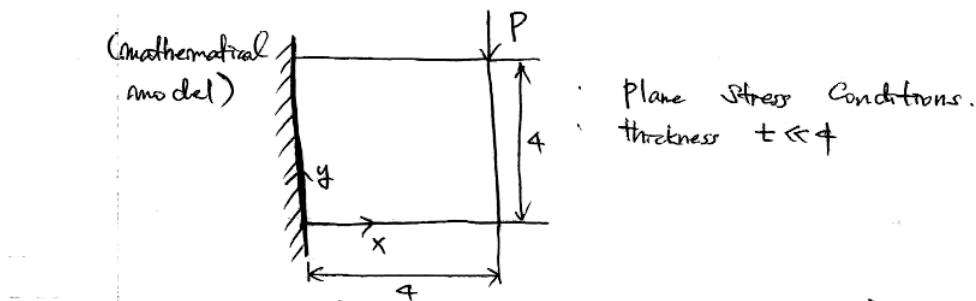
where  $\mathbf{U}_b$  is known!

Then use

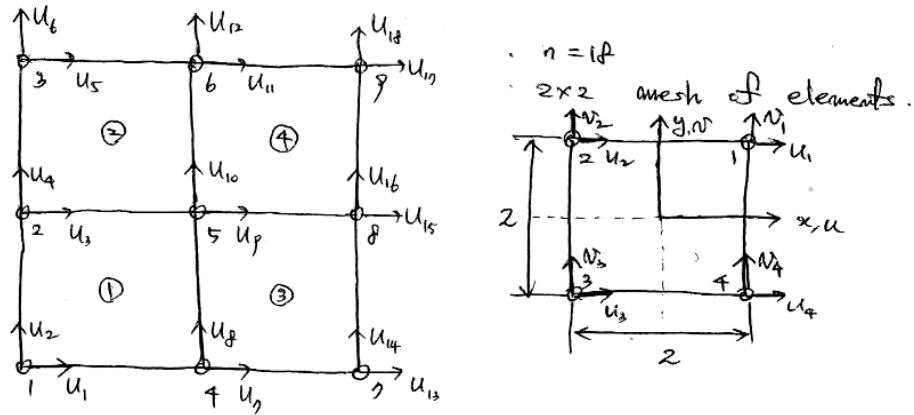
$$\mathbf{K}_{ba}\mathbf{U}_a + \mathbf{K}_{bb}\mathbf{U}_b = \mathbf{R}_b + \mathbf{R}_r \quad (5.10)$$

where  $\mathbf{R}_r$  are unknown reactions.

#### Example 4.6 textbook



$$\begin{pmatrix} \tau_{xx} \\ \tau_{yy} \\ \tau_{xy} \end{pmatrix} = \frac{E}{1-\nu^2} \begin{bmatrix} 1 & \nu & 0 \\ \nu & 1 & 0 \\ 0 & 0 & \frac{1-\nu}{2} \end{bmatrix} \begin{pmatrix} \epsilon_{xx} \\ \epsilon_{yy} \\ \gamma_{xy} \end{pmatrix} \quad (5.11)$$



$$\begin{bmatrix} u(x, y) \\ v(x, y) \end{bmatrix} = \mathbf{H} \begin{pmatrix} u_1 \\ u_2 \\ u_3 \\ u_4 \\ v_1 \\ v_2 \\ v_3 \\ v_4 \end{pmatrix} \tag{5.12}$$

If we can set this relation up, then clearly we can get  $\mathbf{H}^{(1)}$ ,  $\mathbf{H}^{(2)}$ ,  $\mathbf{H}^{(3)}$ ,  $\mathbf{H}^{(4)}$ .

$$\mathbf{u}^{(m)} = \mathbf{H}^{(m)} \mathbf{U} \tag{5.13}$$

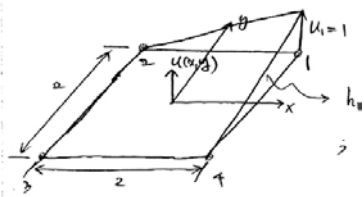
Also want  $\epsilon^{(m)} = \mathbf{B}^{(m)} \mathbf{U}$ . We want  $\mathbf{H}$ . We could proceed this way

$$u(x, y) = a_1 + a_2x + a_3y + a_4xy \tag{5.14}$$

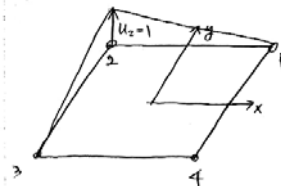
$$v(x, y) = b_1 + b_2x + b_3y + b_4xy \tag{5.15}$$

Express  $a_1 \dots a_4$ ,  $b_1 \dots b_4$  in terms of the nodal displacements  $u_1 \dots u_4$ ,  $v_1 \dots v_4$ .

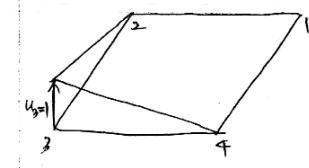
(e.g.)  $u(1, 1) = a_1 + a_2 + a_3 + a_4 = u_1$ .



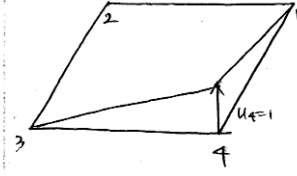
$h_1(x, y) = \frac{1}{4}(1+x)(1+y)$  interpolation function for node 1.



$h_2(x, y) = \frac{1}{4}(1-x)(1+y)$



$$h_3(x, y) = \frac{1}{4}(1-x)(1-y)$$



$$h_4(x, y) = \frac{1}{4}(1+x)(1-y)$$

$$\boxed{u(x, y) = h_1 u_1 + h_2 u_2 + h_3 u_3 + h_4 u_4} \quad (5.16)$$

$$\boxed{v(x, y) = h_1 v_1 + h_2 v_2 + h_3 v_3 + h_4 v_4} \quad (5.17)$$

$$\begin{bmatrix} u(x, y) \\ v(x, y) \end{bmatrix} = \underbrace{\begin{bmatrix} h_1 & h_2 & h_3 & h_4 & 0 & 0 & 0 & 0 \\ 0 & 0 & 0 & 0 & h_1 & h_2 & h_3 & h_4 \end{bmatrix}}_{\mathbf{H} \ (2 \times 8)} \begin{pmatrix} u_1 \\ u_2 \\ u_3 \\ u_4 \\ v_1 \\ v_2 \\ v_3 \\ v_4 \end{pmatrix} \quad (5.18)$$

We also want,

$$\begin{pmatrix} \epsilon_{xx} \\ \epsilon_{yy} \\ \gamma_{xy} \end{pmatrix} = \underbrace{\begin{bmatrix} h_{1,x} & h_{2,x} & h_{3,x} & h_{4,x} & 0 & 0 & 0 & 0 \\ 0 & 0 & 0 & 0 & h_{1,y} & h_{2,y} & h_{3,y} & h_{4,y} \\ h_{1,y} & h_{2,y} & h_{3,y} & h_{4,y} & h_{1,x} & h_{2,x} & h_{3,x} & h_{4,x} \end{bmatrix}}_{\mathbf{B} \ (3 \times 8)} \begin{pmatrix} u_1 \\ u_2 \\ u_3 \\ u_4 \\ v_1 \\ v_2 \\ v_3 \\ v_4 \end{pmatrix} \quad (5.19)$$

$$\epsilon_{xx} = \frac{\partial u}{\partial x} \quad (5.20)$$

$$\epsilon_{yy} = \frac{\partial v}{\partial y} \quad (5.21)$$

$$\gamma_{xy} = \frac{\partial u}{\partial y} + \frac{\partial v}{\partial x} \quad (5.22)$$

MIT OpenCourseWare  
<http://ocw.mit.edu>

2.094 Finite Element Analysis of Solids and Fluids II  
Spring 2011

For information about citing these materials or our Terms of Use, visit: <http://ocw.mit.edu/terms>.