

8.03 Lecture 10

Last time we discussed the wave equation:

$$\frac{\partial^2 \psi}{\partial t^2} = v^2 \frac{\partial^2 \psi}{\partial x^2}$$

Normal modes: standing waves!

(1)

$$\psi(x, t) = \sum_{m=1}^{\infty} A_m \sin(k_m x + \alpha_m) \sin(\omega_m t + \beta_m)$$

(2) There is a special kind of solution:

$$\psi(x, t) = f(x - v_p t)$$

for any functional form of f . Let $\tau \equiv x - v_p t$

$$(i) \quad \frac{\partial f}{\partial x} = \frac{\partial f}{\partial \tau} \frac{\partial \tau}{\partial x} = \frac{\partial f}{\partial \tau} \cdot 1 = f'(\tau)$$

$$\frac{\partial^2 f}{\partial x^2} = f''(\tau)$$

$$(ii) \quad \frac{\partial f}{\partial t} = \frac{\partial f}{\partial \tau} \frac{\partial \tau}{\partial t} = -v_p \frac{\partial f}{\partial \tau} = -v_p f'(\tau)$$


$$\frac{\partial^2 f}{\partial t^2} = v_p^2 f''(\tau)$$

From (i) and (ii):

$$\frac{\partial^2 f}{\partial t^2} = v_p^2 \frac{\partial^2 f}{\partial x^2}$$

We've learned that $f(\tau)$ satisfies the wave equation! You can also show that any function $f(kx \pm \omega t)$ gives the same result, given $\omega = v_p k$


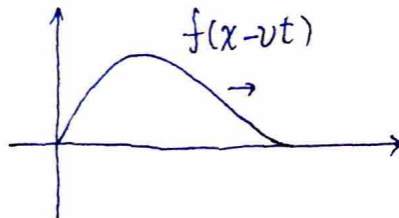
In which direction does it move in?




$f(\tau)$ is the shape of the progressing wave

$f(x - vt)$: moving to the right!

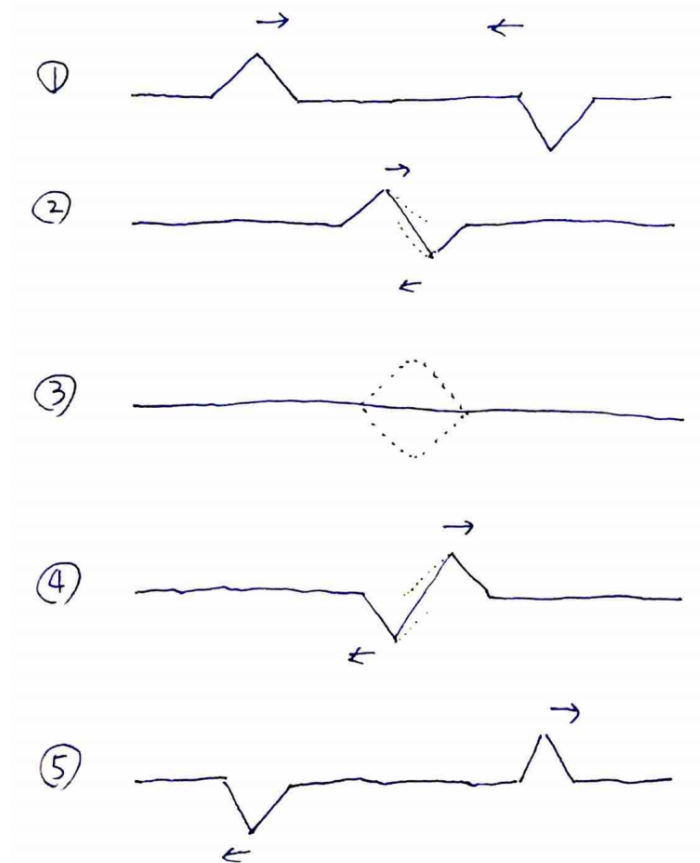
$f(x + vt)$: moving to the left!



What is moving? The particles in the spring only move up and down!



This works for any shape! This is not obvious, but it is what is happening.
Wave equations are linear: this means that a linear combination of solutions is a solution.



What will happen? will they cancel? pass through each other or change shape?

Why do they do this? How does the string “remember” what happened?

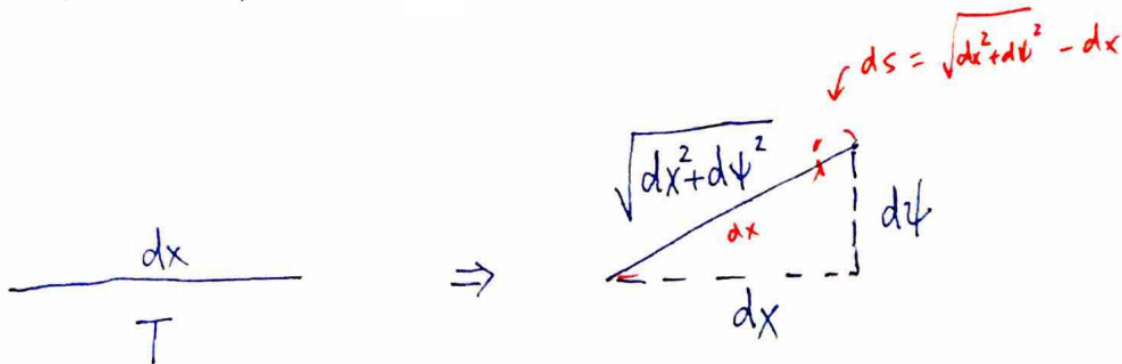
(3) is different from a stationary string: instantaneous velocity in the region where cancellation happens is not zero! I.e. the string is ready to produce the two outgoing progressing waves!
Energy stored in the string:

(1) Kinetic energy $\frac{1}{2}mv^2$

$$\Rightarrow \int \frac{\rho_L}{2} dx \left(\frac{\partial \psi}{\partial t} \right)^2$$

Because $dm = \rho_L dx$ (the differential mass is related to a infinitesimal length element by the density)

(2) Potential energy: $dW = F \cdot ds$



$$\begin{aligned} F \cdot ds &\Rightarrow T \left(\sqrt{dx^2 + d\psi^2} - dx \right) \\ &= T \left(dx \sqrt{1 + \left(\frac{\partial \psi}{\partial x} \right)^2} - dx \right) \end{aligned}$$

We have a small vibration so $\left(\frac{\partial \psi}{\partial x} \right)$ is small


$$\begin{aligned} &= T \left(dx + \frac{1}{2} \left(\frac{\partial \psi}{\partial x} \right)^2 dx - dx \right) \\ &\int \frac{T}{2} \left(\frac{\partial \psi}{\partial x} \right)^2 dx \end{aligned}$$

Summary:

$$\begin{cases} \text{Potential energy:} & \int \frac{T}{2} \left(\frac{\partial \psi}{\partial x} \right)^2 dx \\ \text{Kinetic energy:} & \int \frac{\rho_L}{2} dx \left(\frac{\partial \psi}{\partial t} \right)^2 \end{cases}$$

Example:

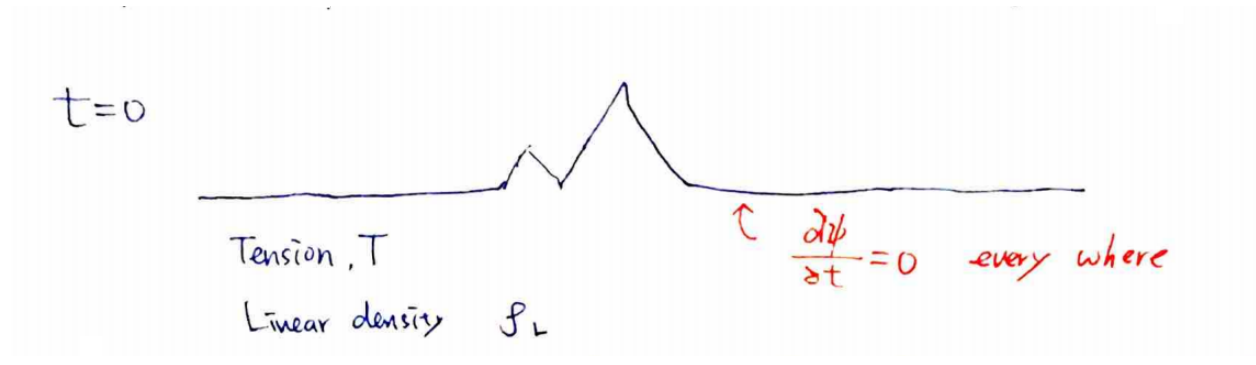
$$\psi(x, t) = \frac{1}{1 + (x - 3t)^4}$$



We can write ψ as $f(x - 3t)$. The velocity is 3 and it is traveling to the right. Another way to find the velocity is by using the wave equation:

$$v = \sqrt{\frac{\partial^2 \psi}{\partial t^2} / \frac{\partial^2 \psi}{\partial x^2}}$$

Finally, if you start with a stationary shape:



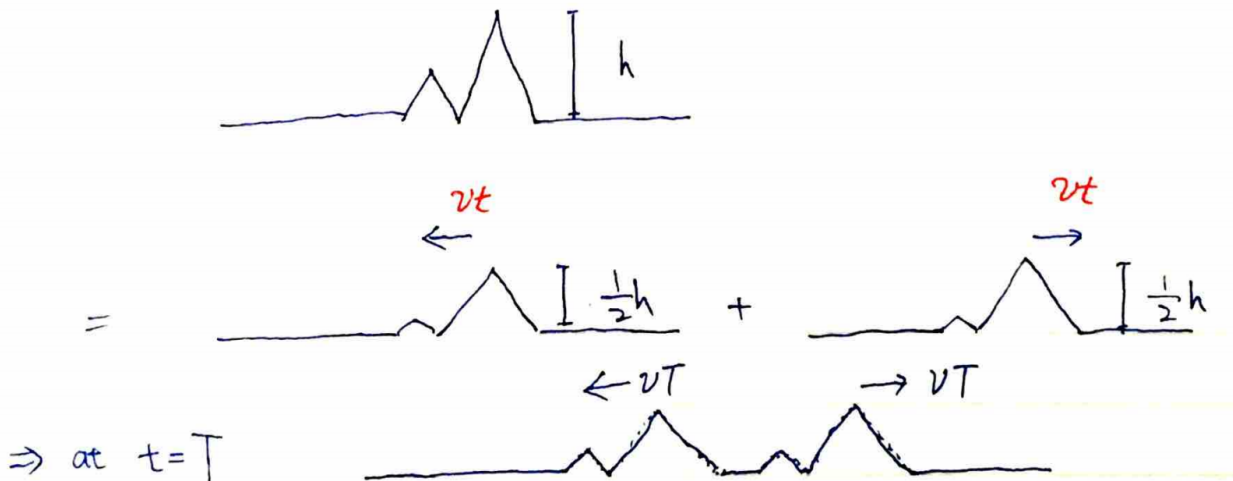
What will happen at $t = T$? Can we predict? (Define $v \equiv \sqrt{T/\rho_L}$)

(1) Brute force:

Decompose it into ∞ number of normal mode standing waves. Evolve ∞ of those waves

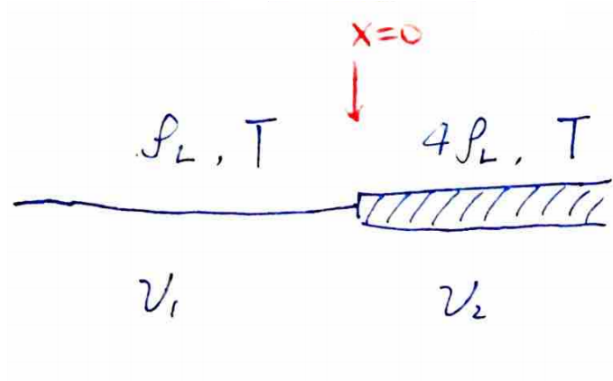
(2) Use $g = f(x + vt) + f(x - vt)$. Velocity: $\frac{\partial g}{\partial t} = v f' - v f'$

*Any stationary shape can be decomposed into two progressing waves!!



Similarly: normal modes can be decomposed into two traveling sine waves.

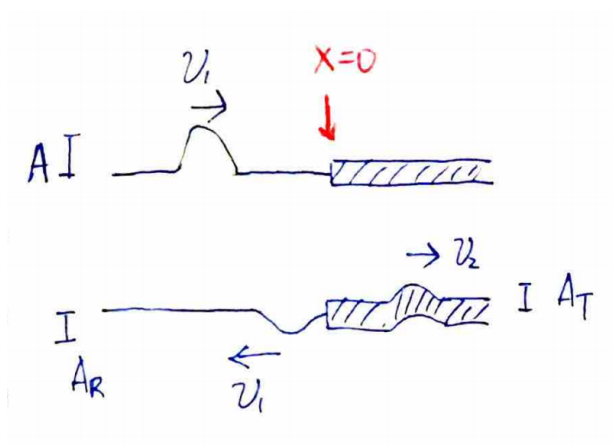
A few examples with string: Now we are connecting two systems with different densities, ρ_L and $4\rho_L$



Assuming that the tension, T , is uniform.

$$v_1 = \sqrt{\frac{T}{\rho_L}} \quad v_2 = \sqrt{\frac{T}{4\rho_L}} = \frac{1}{2}v_1$$

Suppose we have an incident wave with amplitude A



There will be a reflected wave and transmitted wave.

Boundary conditions:

1. The string is continuous: $y_L(0^-) = y_R(0^+)$ ($\Rightarrow \omega$ has to be the same).
2. The slope is continuous:

$$\left. \frac{\partial y_L}{\partial x} \right|_{x=0} = \left. \frac{\partial y_R}{\partial x} \right|_{x=0}$$

If the slope were not continuous there would be a huge acceleration at the junction!

$$y_L(x, t) = f_i(-k_1x + \omega t) + f_r(k_1x + \omega t)$$

$$y_R(x, t) = f_t(-k_2x + \omega t)$$

Where we have the incident, reflected, and transmitted waves.

$$k_1 = \frac{\omega}{v_1} \quad k_2 = \frac{\omega}{v_2}$$

1. $f_i(\omega t) + f_r(\omega t) = f_t(\omega t)$
2. $-k_1 f_i'(\omega t) + k_1 f_r'(\omega t) = -k_2 f_t'(\omega t)$
integration on both sides, replace k by v
 $\Rightarrow -v_2 f_i(\omega t) + v_2 f_r(\omega t) = -v_1 f_t(\omega t)$

From (1.) and (2.):

$$\begin{aligned} f_r(\omega t) &= \frac{v_2 - v_1}{v_2 + v_1} f_i(\omega t) & R &= \frac{v_2 - v_1}{v_2 + v_1} \\ f_t(\omega t) &= \frac{2v_2}{v_1 + v_2} f_i(\omega t) & T &= \frac{2v_2}{v_1 + v_2} \end{aligned}$$

In this example:

$$v_2 = \frac{v_1}{2} \Rightarrow R = -\frac{1}{3} \quad T = \frac{2}{3}$$


The wave length changed, but the frequency did not. Two things we have learned:

1. The amplitude of the transmitted and reflected wave is determined by the properties of the two systems. "Impedance" in this case is $Z = T/V$
2. Wavelength changes: $k_1 \propto v_1^{-1}$

Consider two extreme cases:

The first is the string attached to a wall. In a sense, the " ρ_L " of the wall is very big, infinite in fact. Therefore $v_2 \rightarrow 0$ and $R = -1$ $T = 0$. The amplitude changes sign but not magnitude, and there is no transmitted wave.



In the second case, there is air on the other side. The " ρ_L " of air is 0, therefore $v_2 \rightarrow \infty$ and $R = 1$ $T = 0$



$P_{L,2}$ of Wall is BIG!


$$\Rightarrow v_2 \rightarrow 0$$

$$\Rightarrow R = -1, \quad T = 0$$



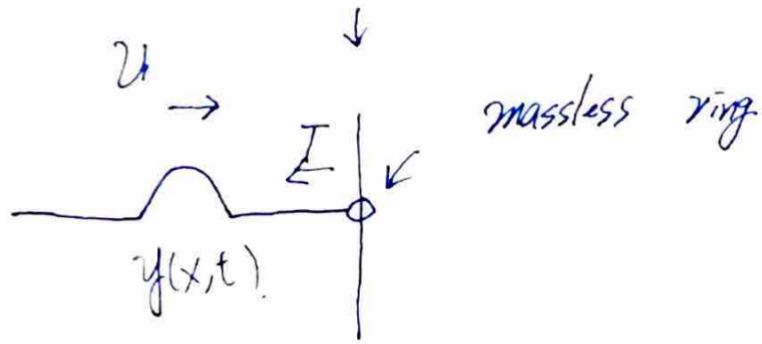
$$P_{L,2} \rightarrow 0 \Rightarrow v_2 \rightarrow \infty$$

$$\Rightarrow R = 1, \quad T = 2$$



More examples:

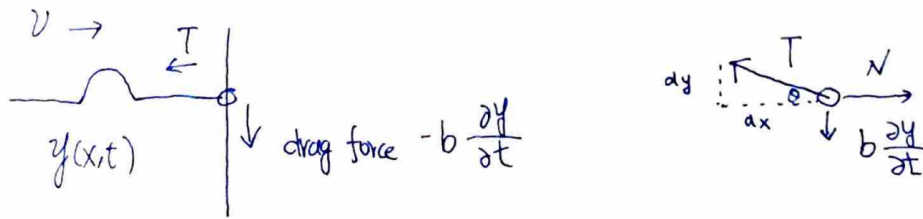
Example 2 (driven massless ring):



Boundary conditions:

1. $y|_{x=0} = P(t)$ a driving force.
2. Tension force cancels the normal force: $\Rightarrow -T \frac{\partial y}{\partial x} = 0$

Example 3:



1. $y|_{x=0} = P(t)$
2. $-T \frac{\partial y}{\partial x} - b \frac{\partial y}{\partial t} = 0$ (Where $\sin \theta \approx \frac{\partial y}{\partial x}$)

MIT OpenCourseWare
<https://ocw.mit.edu>

8.03SC Physics III: Vibrations and Waves
Fall 2016

For information about citing these materials or our Terms of Use, visit: <https://ocw.mit.edu/terms>.